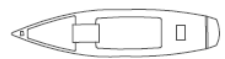


ALLEGATO 2

POSTI BARCA

PORTO VECCHIO



TIPO A) <1.45



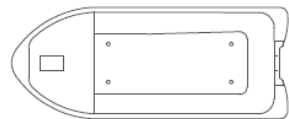
TIPO B) >1.46 <1.65



TIPO C) >1.66 <1.75




TIPO D) >1.76 <2.10



TIPO E) >2.11 <2.60



NON ASSEGNABILE



POSTI A BANDO

